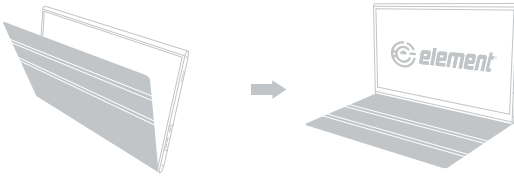


PORTABLE MONITOR QUICK START CARD

How to Use the Folio Case:

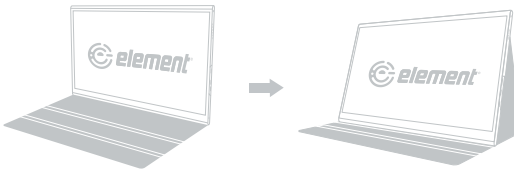
The folio case provides protection and can be used to support the monitor as a stand. Its integrated design is built-in to the monitor and should not be removed.

Step 1:



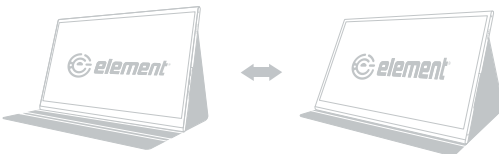
Align the folio case with the opening at the top and the screen facing forward.

Step 2:



With the folio case open, stand the screen up and place it in a groove of the cover.

Step 3:




Adjust the screen to your desired angle by placing in either of the grooves.

PORTABLE MONITOR QUICK START CARD

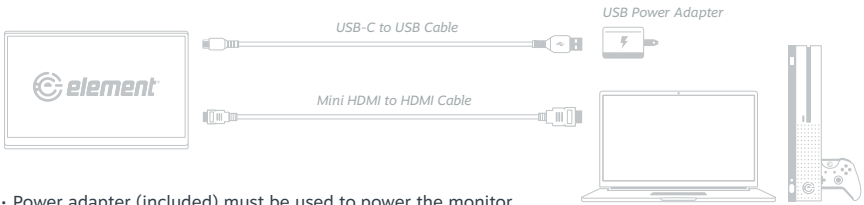
Common Connectivity Options:

Connect to USB-C Devices



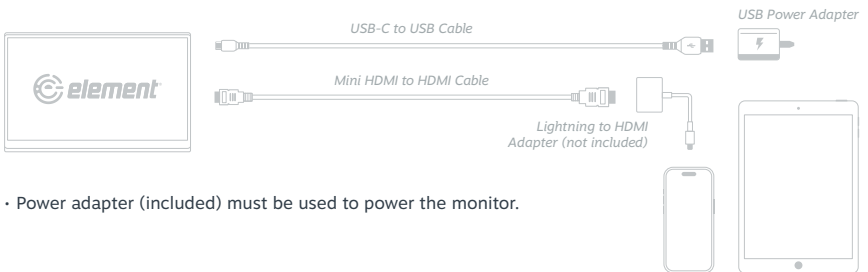
- For compatible USB-C devices with DP Alt Mode.
- Power adapter (included) may be required to power the monitor if source device does not have adequate power supply.

Connect to HDMI® Devices



- Power adapter (included) must be used to power the monitor.

Connect to iOS Devices



- Power adapter (included) must be used to power the monitor.

Illustrations are for example purposes only. Compatible devices and functionality may vary.
Please visit elementelectronics.com for more details on compatibility.